



HOW TO REGISTER ON MYBOOSTER.COM


STEP 1

Go to [MYBOOSTER.COM](https://mybooster.com)
Click "Sign Up."



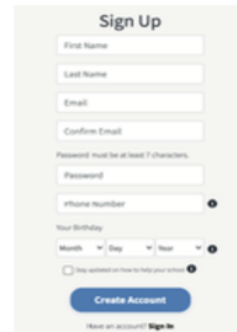
STEP 2

Click "I'm a Parent/Guardian."



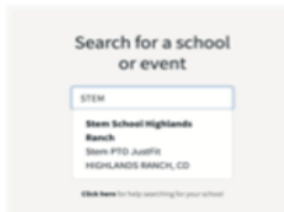
STEP 3

Enter your name, email, etc.



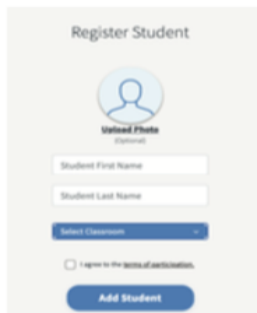
STEP 4

Search for your school name.



STEP 5

Enter Student's Name and Select Classroom.



Box must be checked for "Terms of Participation."

To start pledging click "Enter Pledge" or "View Participant's Dashboard" to get links to share with friends and family.

PRO-TIP:

SCAN THIS QR CODE WITH YOUR PHONE TO GO TO MYBOOSTER.COM



If you already have an account:

Click Login and enter your email address and password (Choose Forgot Password? if you can't remember your login)

- ◇ Choose I'm a Parent
- ◇ Search for your child's school

Enter their profile details and submit (Be sure to upload their photo to create a video with them as the star!)

If you are still experiencing issues registering your student(s), please send us an email: donations@lcfef.org and someone from our team will be happy to help!